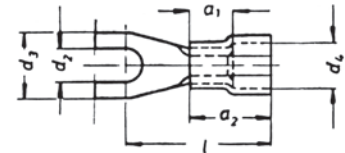



**Insulated solderless terminals 0.1 - 6 mm<sup>2</sup>**  
fork type



- For fine and superfine stranded conductors
- Hard-soldered in the crimping area
- Rapid assemble through direct screw-mounting

**Characteristics**

- Manufactured according to DIN 46237 with flared insulation sleeve
- free of halide
- Heat resistant to 105° C

**Material**

- Cu-ETP
- Insulation sleeve: PA

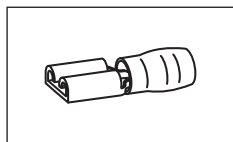
**Surface**

- tin plated

Nominal cross section mm <sup>2</sup>	Part No.	Colour	Nominal size to DIN	Dimension mm								Weight/ 100 pcs. ~ kg	pcs.
				d1	d2	d3	d4	l	a1	a2	s		
0.1-0.4	<b>*619C3</b>	■	--	--	3.2	5.0	--	14.0	--	--	0.5	0.020	100
0.5-1	<b>620C3</b>	■	3.0-1	1.6	3.2	6.0	4,5	16.5	5	10.5	0.8	0.060	100
	<b>620C35</b>	■	3.5-1	1.6	3.7	6.8	4,5	17.5	5	10.5	0.8	0.060	100
	<b>620C4</b>	■	4.0-1	1.6	4.3	6.8	4,5	17.5	5	10.5	0.8	0.070	100
	<b>620C5</b>	■	5.0-1	1.6	5.3	10.0	4,5	18.5	5	10.5	0.8	0.090	100
	<b>*620C6</b>	■	--	1.6	6.5	11.0	4,5	20.5	5	10.5	0.8	0.080	100
1.5-2.5	<b>630C3</b>	■	3.0-2.5	2.3	3.2	6.0	5,1	17.5	5	11.5	0.8	0.060	100
	<b>630C35</b>	■	3.5-2.5	2.3	3.7	6.8	5,1	18.5	5	11.5	0.8	0.065	100
	<b>630C4</b>	■	4.0-2.5	2.3	4.3	6.8	5,1	18.5	5	11.5	0.8	0.080	100
	<b>630C5</b>	■	5.0-2.5	2.3	5.3	10.0	5,1	20.5	5	11.5	0.8	0.090	100
	<b>630C6</b>	■	6.0-2.5	2.3	6.5	11.0	5,1	22.5	5	11.5	0.8	0.110	100
4-6	<b>650C4</b>	■	4.0-6	3.6	4.3	8	6,5	20.5	6	12.5	1.0	0.140	100
	<b>650C5</b>	■	5.0-6	3.6	5.3	10	6,5	21.5	6	12.5	1.0	0.160	100
	<b>650C6</b>	■	6.0-6	3.6	6.5	11	6,5	22.5	6	12.5	1.0	0.170	100
	<b>650C8</b>	■	8.0-6	3.6	8.4	14	6,5	25.5	6	12.5	1.0	0.220	100
	<b>650C10</b>	■	10.0-6	3.6	10.5	18	6,5	27.5	6	12.5	1.0	0.280	100

- ▶ \* = Not standardised
- ▶ Tool: see chart page 184

Cable connections, insulated and non insulated



## ■ Tool application chart

Insulated cable connections,

Crimping range corresponds to nominal cross-section mm <sup>2</sup>	Crimping tools		Tool type						Crimp profile	Page (Tool)
	Tools	Crimping head/ Adapter	Mechanical crimping tools	mechanical, electrical, pneumatic, crimping tools with interchangeable dies/heads	hand hydraulic crimping tools	Battery powered crimping tools	Hydraulic crimping systems	Hydraulic crimping heads		
0.1-1	K80		•						○	224
	KP1	+KP80		•					○	242
	KP1L	+KP80		•					○	242
	EKP1	+KP80				•			○	298
	TEKP1	+KP80		•					○	263
	KPM15	+KP80		•					○	264
0.5-2.5	K81		•						○	224
	KP1	+KP81		•					○	242
	KP1L	+KP81		•					○	242
	EKP1	+KP81				•			○	298
	TEKP1	+KP81		•					○	263
	KPM15	+KP81		•					○	264
0.5-6	K10		•						○	222
	K14		•						○	223
	K15		•						○	223
	K50			•					○	245
	EK1550					•			○	294
	EK1550G					•			○	296
	K82		•						○	225
	K85ERGO		•						○	225
4-6	KP1	+KP83		•					○	242
	KP1L	+KP83		•					○	242
	EKP1	+KP83				•			○	298
	TEKP1	+KP83		•					○	263
	KPM15	+KP83		•					○	264