

# Cable trunking SES halogene free with slots and base punching



GF-DIN-SH-A7/5

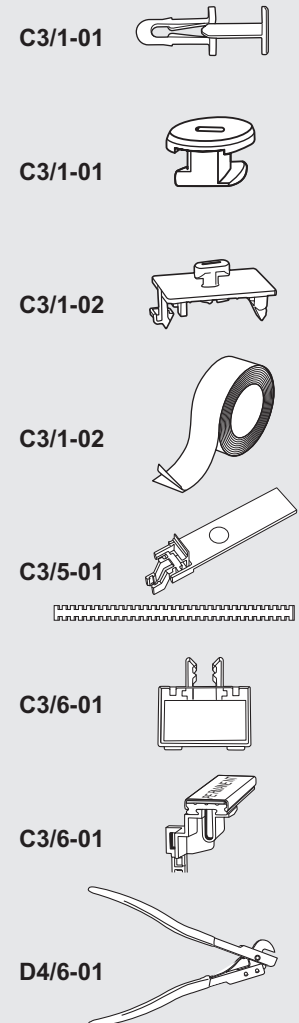
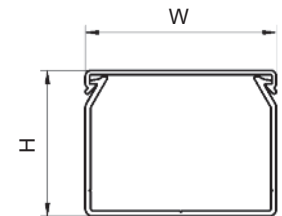


## GF-DIN-SH-A7/5

<b>Material:</b>	PC/ABS
<b>Colour:</b>	light grey
<b>Operating temperatures:</b>	-25 to +90°C
<b>Volume resistivity:</b>	10 <sup>15</sup> Ω.cm
<b>Dielectric strength:</b>	35 kV/mm
<b>Specification:</b>	V0 UL94 - EN 45545 NF F16-101/102 - DIN 5510
<b>Recommendations:</b>	no contact with oils or greases
<b>Standard length:</b>	2 meters
<b>Double sided adhesive:</b>	upon request
<b>Minimum delivery:</b>	1 complete packing (with lids)



type	trunking art. no.	 m	outside dim.		cables per trunking (filling 50 %)			lids (alone) art. no.	 m
			H mm	W mm	1 mm <sup>2</sup>	1,5 mm <sup>2</sup>	2,5 mm <sup>2</sup>		
GF-DIN-SH-A7/5 25 x 25	0848 0031 013	48	23	23	25	21	17	0848 0640 013	12
GF-DIN-SH-A7/5 37,5x 25	0848 0041 013	48	35,5	23	44	36	30	0848 0640 013	12
GF-DIN-SH-A7/5 37,5x 37,5	0848 0051 013	24	35,5	35,5	74	61	51	0848 0645 013	12
GF-DIN-SH-A7/5 50 x 25	0848 0131 013	48	48	23	62	51	42	0848 0640 013	12
GF-DIN-SH-A7/5 50 x 37,5	0848 0141 013	24	48	35,5	104	85	71	0848 0645 013	12
GF-DIN-SH-A7/5 50 x 50	0848 0151 013	24	48	48	146	120	100	0848 0650 013	12
GF-DIN-SH-A7/5 50 x 75	0848 0152 013	24	48	73	230	189	158	0848 0655 013	12
GF-DIN-SH-A7/5 50 x 100	0848 0153 013	12	48	98	315	259	216	0848 0660 013	12
GF-DIN-SH-A7/5 75 x 25	0848 0211 013	48	73	23	101	83	69	0848 0640 013	12
GF-DIN-SH-A7/5 75 x 37,5	0848 0221 013	24	73	35,5	161	132	111	0848 0645 013	12
GF-DIN-SH-A7/5 75 x 50	0848 0231 013	24	73	48	227	186	156	0848 0650 013	12
GF-DIN-SH-A7/5 75 x 75	0848 0241 013	24	73	73	358	294	246	0848 0655 013	12
GF-DIN-SH-A7/5 75 x 100	0848 0251 013	12	73	98	489	402	336	0848 0660 013	12
GF-DIN-SH-A7/5 75 x 125	0848 0261 013	12	73	123	620	509	426	0848 0665 013	12



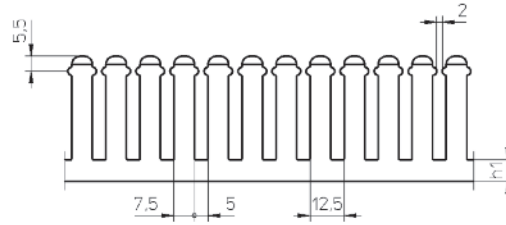
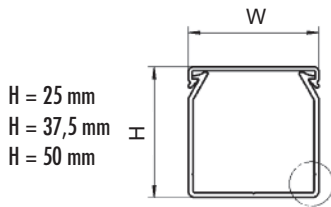
**Cable trunking SES**  
with slots and base punching



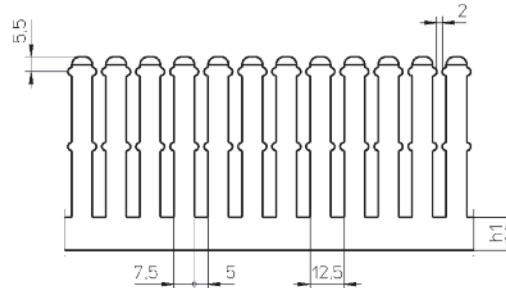
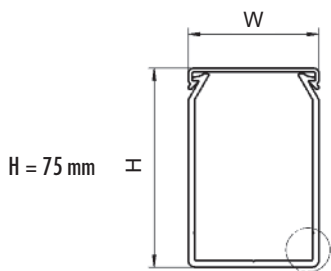
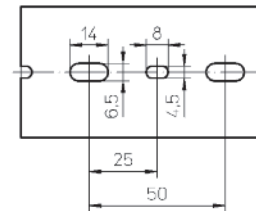
**GF-DIN-SH-A7/5**



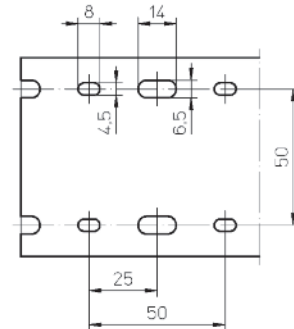
**GF-DIN-SH-A7/5**



W = 25, 37,5 and 50 mm



W = 75, 100 and 125 mm



Base punching to DIN 43659

H (mm)	25	37,5	50	75
h1 (mm)	6	8	8	12

